


BIOTECH DEGASi®

ELIMINATES TROUBLES
WITH BUBBLES



MIKROLAB AARHUS A/S



CONTENT

3	NO TROUBLES WITH BUBBLES ANYMORE	
6	GET RID OF DISSOLVED GASSES	
7	THE DEGASSING CHAMBER	
7	THE HEART OF OUR DEGASi®-LINE	
8	INCREASE THE QUALITY USING	
8	SYSTEC® ZHCR AND SYSTEC AF™	
9	SYSTEC AF™ MEMBRANE	
11	DEGASi® PLUS SERIES	
13	DEGASi® PLUS CLASSIC	New
15	DEGASi® PLUS GPC	New
17	DEGASi® PLUS MICRO	New
19	DEGASi® PLUS SEMI-PREP	New
21	DEGASi® PREP	
23	DEGASi® PREP+	New
25	DEGASi® COMPACT	
27	DEGASi® HIGH FLOW	
28	DEGASSING SPARE PARTS & UPGRADES	
29	DEGASSER TUBING KITS	
30	SPECIAL TAILORED OEM DEGASSERS	
31	DEGASSING APPLICATIONS	

NO TROUBLES WITH BUBBLES ANYMORE



– prevent bubble formation in your fluidic system with BIOTECH DEGASi® line of degassers.

Dissolved gasses in a fluidic system can often cause troubles. When the pressure or the temperature changes, the dissolved gasses can form bubbles which affect the accuracy, precision and performance of your equipment. On-line degassing is a very efficient way of removing dissolved gasses from the liquid and preventing bubble formation.

WHAT IS THE FUNDAMENTAL DIFFERENCE BETWEEN A DEGASSER AND A DEBUBBLER?

The Degasser removes gasses dissolved in the mobile phase/ flow systems. The Debubbler catches and removes bubbles visible to your eyes. For further information regarding debubblers - contact us!

BIOTECH DEGASi® SERIES ARE DESIGNED TO REMOVE DISSOLVED GASSES FROM A SOLVENT

The degassers can be employed in all type of applications where gasses dissolved in the operating liquid may interfere with the use of the system. Degassing is an absolute requirement to get optimal performance out of your analytical instrumentation or chromatography system! The use of a BIOTECH DEGASi® system will save you time and money by avoiding interruptions in your production.

The BIOTECH DEGASi® line is easy to use and provides reliable continuous operation for many years. The extremely low internal volume of the Systec AF™ tubing used in the degasser provides for quick equilibration and very short startup times, compared to the use of a degasser which uses PTFE® degassing channels with the same degassing efficiency. The product range includes eight different degassers where you select a model depending on the flow rate and what type of solvent used.

LET THE FLOW VOLUME
GUIDE THE CHOICE OF DEGASi®

A BIOTECH DEGASi®



DEGASi® PLUS CLASSIC compared to the old DEGASi® CLASSIC



GENERAL
PURPOSE




GPC
ELUENT



LIMITED
VOLUME

Systec AF™ Internal Volume	480 µl	480 µl	100µl
No of Channels	1-6	1-6	1-6
Biocompatible Flow Path	Yes	No, Stented	Yes
Approximate Max Flow Per Channel (ml/min)	3	3	0.5
Inner Dimension Flow Path (mm)	1.14	1.14	1.14

FOR EVERY APPLICATION



SEMI-PREP

PREP

ORGANIC
SOLVENTS

COMPACT
APPLICATION

HIGH
FLOW

925 μ l	5.3/13.8 ml	23 ml	285 μ l	60 ml (silicone)
1-6	2	2 or 4	1-6	1
Yes	No/Yes	Yes	Yes	Yes
6	15/50	75-100	2	500
1.14	1.91	N/A	0.89	N/A

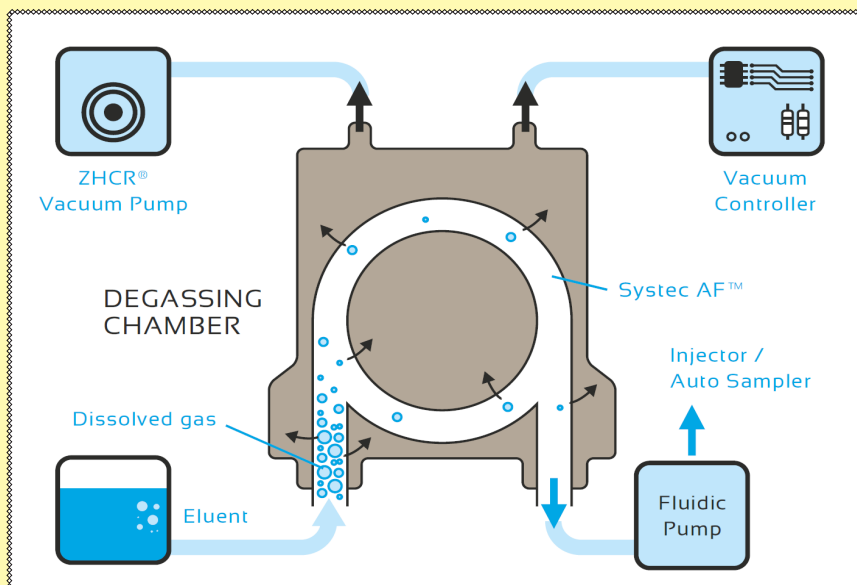
GET RID OF DISSOLVED GASSES WITH OUR DEGASI®-LINE

The critical component of the vacuum degasser is a short length of Systec AF™ tubing through which the solvent flows. This tubing is located in a chamber where a partial vacuum is maintained by a vacuum pump that is constantly running at a low speed. Dissolved gasses migrate across the tubing wall under a concentration gradient produced by the vacuum as the solvent flows within the tubing in accordance with Henry's law. The gasses are expelled from the system and the chamber is maintained at a constant, preset vacuum level by varying the vacuum pump speed as needed. A special

port in the vacuum pump continually flushes the pump head with a small "bleed" of air to remove any solvent vapors which may enter the pump from the vacuum chamber. This air bleed eliminates the need for any solenoid valves within the system. This patented design results in zero vacuum "hysteresis".

It is not necessary to totally eliminate the dissolved gas, it only needs to be reduced to a concentration that is below the saturation point of the mixture. Typically, ~50% must be removed.

DEGASSING EXPLAINED



THE PRINCIPLE OF OUR DEGASI®-LINE

Dissolved gasses are actively removed from a flowing liquid stream by vacuum via the Systec AF™ membrane.

THE DEGASSING CHAMBER THE HEART OF OUR DEGASi®-LINE

THE SECRET REVEALED


The Systec AF™ membrane is an essential part of the degassing process. Systec AF™ consists of an amorphous perfluorinated copolymer. Through the highly permeable membrane the dissolved gasses are removed, by applying vacuum on the outside of the membrane, while the liquid stays on the inside.

The flow path is inert and most of our different degassing chambers have a biocompatible flow path. Every vacuum chamber is manufactured with the highest quality and tested individually to ensure top-of-the-line performance.

Depending on your needs regarding conditions such as type of solvents and flow rates, we can help you determine the size of the vacuum chamber that will be optimal for your application.



INCREASE THE QUALITY USING SYSTEC® ZHCR AND SYSTEC AF™

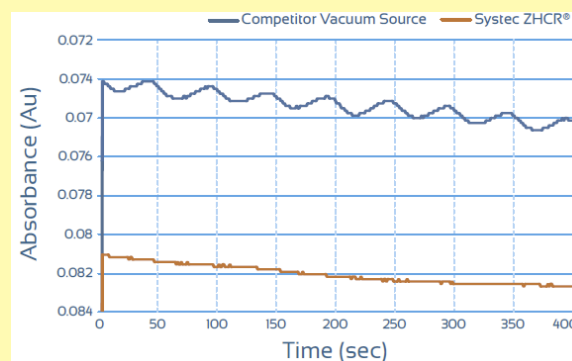


SYSTEC® ZHCR VACUUM PUMP

Introducing the ZHCR® (Zero Hysteresis Constant Run) stepper motor driven vacuum pump, designed and developed for membrane degassing of HPLC mobile phase and other fluids used in Analytical Instrumentation.

Employing a micro-stepping closed loop vacuum control strategy permits the pump to maintain a constant vacuum level set-point* by varying the RPM of the stepper motor. The pump initially runs at a high speed which provides for a quick pull down and, as it approaches the vacuum control point, the RPM is gradually reduced until the desired vacuum level is reached. This patented control strategy allows the On-Line Degasser to maintain a virtually constant vacuum that is unaffected by varying degassing loads. As a consequence, fluctuations in baseline due to vacuum hysteresis are eliminated by not having the pump repeatedly stop and start as is done in many older and existing systems.

*50 mmHG for most models and 80 mmHG for Prep



Typical Degassing Fluctuations from Vacuum Sources

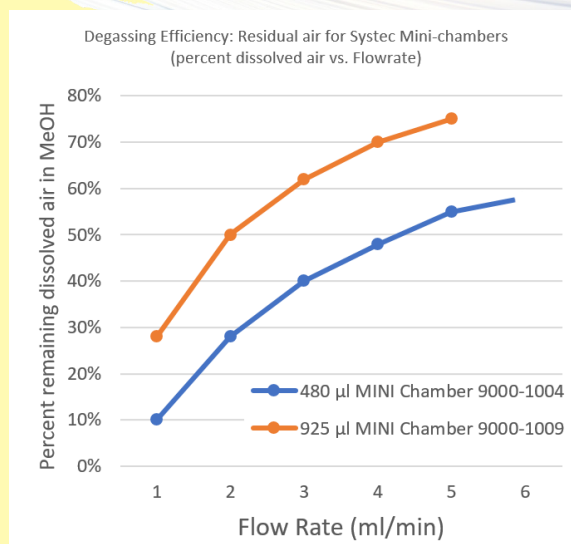
Fluctuations in detector baseline of a single-speed pump compared to the patented technology of the Systec ZHCR® pump.* UV detector baseline fluctuations are minimal when compared to traditional stop and start vacuum sources.

*Vacuum chamber consists of 285 μ l of Systec AF™ tubing; flow rate is 1 ml/min, eluent is methanol; wavelength is 215 nm.

SYSTEC AF™ MEMBRANE

The new Systec AF™ membrane is 50x more permeable and outperforms the older Teflon® PTFE membranes used in many other degassing systems today. This translates into the ability to use shorter tubing for removal of dissolved gasses.

- Ultra-high degassing efficiency
- Low volume
- Considerably shorter equilibration times
- Very easy to prime
- Short vacuum pull-down times, typically 30 seconds
- Single lumen design for consistent degassing
- Inert flow path
- Excellent chemical compatibility flow path
- Long lifetime



Plot shows remaining dissolved air in methanol using a selection of Systec Mini-Chambers. The range of chambers and specifications offered provide ample solutions for system designs.*

** Water and Methanol mixtures between 30 % and 70 % methanol will outgas when more than 38 % dissolved air remains in each of the solvents. Other water and organic mobile phases being mixed using a low pressure gradient system will undergo similar outgassing.*




DEGASi® PLUS CLASSIC compared to the old DEGASi® CLASSIC

DEGASi® PLUS SERIES

Our latest addition to the DEGASi® standalone series is the DEGASi® PLUS. It can be equipped for a wide range of applications, depending on what kind of performance you need.

"It's small, smart & silent..."



THE FIRST CHOICE


DEGASi® PLUS is a further development of degassers such as:

- DEGASi® Classic
- DEGASi® Micro
- DEGASi® GPC
- DEGASi® Semi-Prep

FEATURES

- Much smaller footprint, height and weight
- New vacuum pump using a smart board
- Allmost silent
- Available with 1-6 channels
- Parallel connected vacuum chambers
- Easier accessibility and visibility
- Easier troubleshooting and replacement of parts
- Short leadtime

The old DEGASi® CLASSIC and old DEGASi® GPC are still available:




Old DEGASi® CLASSIC



Old DEGASi® GPC

Part Number	Number of Channels	Internal Volume	Part number	Number of Channels	Internal Volume
0001-6352-A	2	480 µl	0001-6622	2	480 µl
0001-6353-A	3	480 µl	0001-6623	3	480 µl
0001-6354-A	4	480 µl	0001-6624	4	480 µl
0001-6355-A	5	480 µl	0001-6625	5	480 µl



All DEGASi® PLUS Units are delivered with a Systec ZHCR Vacuum Pump with Smart Board




DEGASi® PLUS CLASSIC

This is the first choice for most applications in analytical instrumentation and chromatography.

This state-of-the-art stand alone degasser will provide you with trouble free and efficient degassing day after day.

“an all-round degasser for most applications in your lab...”



THE FIRST CHOICE

With the highly permeable Systec AF™ membrane an internal degasser chamber volume of only 480 µl is sufficient, to give you excellent degassing efficiency up to flow rates of approximately 3 ml/min. The time the liquid spends inside the vacuum chamber is correlated to the degassing efficiency, so with higher flow rate the degassing efficiency will be lowered. In many cases the 480 µl vacuum chamber can be used at 5 ml/min with sufficient degassing.

Part Number	Number of Channels	Internal Volume
0003-6351-A	1	480 µl
0003-6352-A	2	480 µl
0003-6353-A	3	480 µl
0003-6354-A	4	480 µl
0003-6355-A	5	480 µl
0003-6356-A	6	480µl

PRODUCT FEATURES

- Ultra-high degassing efficiency
- Fits every system
- Long life expectancy 5+ years continuous (24/7) running capacity
- Easy to prime
- Almost silent
- Closed loop vacuum control means constant vacuum (variable RPM)
- ZHCR® patented control eliminates baseline fluctuations
- Excellent chemical compatibility flow path
- Biocompatible flow path
- Continuous vacuum system monitoring to ensure optimum operational conditions are maintained
- Advanced error and leak checking functions
- CE & RoHS compliant

GENERAL SPECIFICATIONS

Degassing Channel Tubing:

Systec AF™ (0.045" ID)

Maximum Channel Pressure:

70 PSI

Wetted Materials:

Systec AF™, PEEK, Glass-filled PTFE

Liquid Connection:

1/4"-28 UNF threaded flat-bottom port

Size (L x H x W):

245 x 111 x 59 mm

POWER REQUIREMENTS USING SUPPLIED AC ADAPTER

24 V Power supply included.
Required input to power supply:
110-240 V 50/60 HZ


Wall Sockets: 4 supplied with AC Adapter, Interchangeable: North America, Japan, U.K., Continental Europe, Australia



DEGASi® PLUS GPC

is the right choice of degasser if you are working with 100 % organic solvents in your fluidic line. Example of application areas where this degasser is successfully used are GPC (Gel Permeation Chromatography) and Normal Phase Chromatography.

“when you are using 100 % organic solvents in your fluidic line...”



WHAT IS UNIQUE

DEGASi® GPC uses the same 480 µl Systec AF™ degassing membrane as used in DEGASi® Classic. The main difference compared with the DEGASi® Classic is that we use a stented version of the vacuum chamber in the DEGASi® GPC.

The stent is a short piece of a stainless steel tube placed inside the ends of the degassing membrane, in order to make the internal ferrule in the bulkhead to get a better grip. This solution makes an even more secure internal connection

Part Number	Number of Channels	Internal Volume
0003-6621	1	480 µl
0003-6622	2	480 µl
0003-6623	3	480 µl
0003-6624	4	480 µl
0003-6625	5	480 µl
0003-6626	6	480 µl

when working with 100 % organic solvents in the fluidic line.

PRODUCT FEATURES

- Ultra-high degassing efficiency
- Fits every system
- Long life expectancy 5+ years continuous (24/7) running capacity
- Easy to prime
- Almost silent
- Closed loop vacuum control means constant vacuum (variable RPM)
- ZHCR® patented control eliminates baseline fluctuations
- Excellent chemical compatibility flow path
- Continuous vacuum system monitoring to ensure optimum operational conditions are maintained
- Advanced error and leak checking functions
- CE & RoHS compliant

GENERAL SPECIFICATIONS

Degassing Channel Tubing:

Systec AF™ (0.045" ID)

Maximum Channel Pressure:

70 PSI

Wetted Materials:

Systec AF™, PEEK, Glass-filled PTFE
Stainless Steel

Liquid Connection:

1/4"-28 UNF threaded flat-bottom port

Size (L x H x W):

245 x 111 x 59 mm

POWER REQUIREMENTS USING SUPPLIED AC ADAPTER


24 V Power supply included.
Required input to power supply:
110-240 V 50/60 HZ

Wall Sockets: 4 supplied with AC Adapter, Interchangeable: North America, Japan, U.K., Continental Europe, Australia



DEGASi[®] PLUS MICRO

Are you working with very low flow rates? Do you want to minimize the dead volumes inside your system? Then DEGASi[®] MICRO is your number one choice of degasser. With only 100 µl internal volume you minimize the internal volume while still keeping excellent degassing efficiency up to approximately 0.5 ml/min.



*“an outstanding degasser
for very low flow rates...”*

PRODUCT FEATURES

- Ultra-high degassing efficiency
- Fits every system
- Long life expectancy 5+ years continuous (24/7) running capacity
- Easy to prime
- Extremely quiet
- Closed loop vacuum control means constant vacuum (variable RPM)
- ZHCR[®] patented control eliminates baseline fluctuations
- Excellent chemical compatibility flow path
- Biocompatible flow path
- Continuous vacuum system monitoring to ensure that optimal operational conditions are maintained
- Advanced error and leak checking functions
- CE & RoHS compliant

Part Number	Number of Channels	Internal Volume
0003-6351-S	1	100 µl
0003-6352-S	2	100 µl
0003-6353-S	3	100 µl
0003-6354-S	4	100 µl
0003-6355-S	5	100 µl
0003-6356-S	6	100 µl

GENERAL SPECIFICATIONS

Degassing Channel Tubing:

Systec AF[™] (0.045" ID)

Maximum Channel Pressure:

70 PSI

Wetted Materials:

Systec AF[™], PEEK, Glass-filled PTFE

Liquid Connection:

1/4"-28 UNF threaded flat-bottom port

Size (L x H x W):

245 x 111 x 59 mm

POWER REQUIREMENTS USING SUPPLIED AC ADAPTER

24 V Power supply included.

Required input to power supply:

110-240 V 50/60 HZ

Wall Sockets: 4 supplied with AC Adapter, Interchangeable: North America, Japan, U.K., Continental Europe, Australia



DEGASi® PLUS SEMI-PREP


When working with higher flow rates, up to 6 ml/min, we strongly recommend DEGASi® SEMI-PREP equipped with 925 µl degassing chambers. These chambers can be used up to 10 ml/min but with a bit lower degassing efficiency.

*“manages higher flow rates
up to 6–10 ml/min...”*

PRODUCT FEATURES

- Ultra-high degassing efficiency
- Fits every system
- Long life expectancy: 5+ years continuous (24/7) running capacity
- Easy to prime
- Extremely quiet
- Closed loop vacuum control means constant vacuum (variable RPM)
- ZHCR® patented control eliminates baseline fluctuations
- Excellent chemical compatibility flow path
- Biocompatible flow path
- Continuous vacuum system monitoring to ensure optimal operational conditions are maintained
- Advanced error and leak checking functions
- CE & RoHS compliant

Part Number	Number of Channels	Internal Volume
0003-6351-L	1	925 µl
0003-6352-L	2	925 µl
0003-6353-L	3	925 µl
0003-6354-L	4	925 µl
0003-6355-L	5	925 µl
0003-6356-L	6	925 µl



GENERAL SPECIFICATIONS

Degassing Channel Tubing:

Systec AF™ (0.045" ID)

Maximum Channel Pressure:

70 PSI

Wetted Materials:

Systec AF™, PEEK, Glass-filled PTFE

Liquid Connection:

1/4"-28 UNF threaded flat-bottom port

Size (L x H x W):

245 x 111 x 59 mm

POWER REQUIREMENTS USING SUPPLIED AC ADAPTER

24 V Power supply included.

Required input to power supply:
110-240 V 50/60 HZ

Wall Sockets: 4 supplied with AC Adapter, Interchangeable: North America, Japan, U.K., Continental Europe, Australia



DEGASI® PREP

This is the vacuum degassing system for analytical instrumentation and UHPLC/HPLC. It removes dissolved gasses at flow rates up to approximately 50 ml/min per channel. Built for the rigorous of modern preparative and semi-prep scale UHPLC/HPLC, its unique design assures reliable continuous operation and the highest level of continuous performance available. The low internal volume of each Systec AF™ channel offers quick equilibration and short startup times compared with PTFE degassers.



*“the best degassing efficiency
for demanding applications”*

PRODUCT FEATURES

- Ultra-high degassing efficiency
- Low volume, easy to prime
- Dual lumen design for low-flow resistance
- ZHCR® patented control eliminates baseline fluctuations
- Inert flow path
- Long life expectancy 5+ years continuous (24/7) running capacity
- Continuous vacuum system monitoring to ensure that optimal operational conditions are maintained.

GENERAL SPECIFICATIONS

Degassing Channel Tubing:

Systec AF™ (0.075" ID)

Maximum Channel Pressure:

70 PSI

Wetted Materials:

Systec AF™, PEEK, Glass-filled PTFE, Stainless Steel (p/n 2053)

Liquid Connection:

1/4"-28 UNF threaded flat-bottom port

Size (L x H x W):

Mod 6484: 296x163x79 mm

Mod 2053: 195x100x175 mm

POWER REQUIREMENTS USING SUPPLIED AC ADAPTER

24 V Power supply included.

Required input to power supply:
110-240 V 50/60 HZ

Wall Sockets: 4 supplied with AC Adapter, Interchangeable: North America, Japan, U.K., Continental Europe, Australia

Part Number	Number of Channels	Channel Volume (ml)	Approximate max flow per channel (ml/min)	Pressure Drop (mmHg/ml/min)
0001-2053	2	5.3	15	0.02
0001-6484	2	13.8	50	0.47



DEGASi® PREP+

uses a revolutionary new technology that makes it possible to degass organic solutions with higher flows in a cost effective manner. That means you can get increased capacity at a lower price.

DEGASi® PREP+ is a perfect choice for efficient degassing of many types of liquids at high flow rates, up to **75-100 ml / min per chamber**.

*"The world's first high flow rate,
in-line degasser, for organic solvents"*

Biotech in co-operation with IDEX H&S are proud to announce the world's first in-line, membrane degasser ready to use with aggressive media and organic solvents, while maintaining flow-rates up to 300ml/min and above.

Available configurations: Stand alone, OEM open frame and 1-4 channels.

PRODUCT FEATURES


- Ultra-high degassing efficiency
- New cost effective technology

APPLICATIONS

- Preparative HPLC
- Flash chromatography
- High-throughput applications
- Dispensing applications
- Ink degassing - all types of ink including organic solvent based ink and UV-ink



Part Number	Number of Channels	Internal Volume
0001-0120	1	23 ml
0001-0220	2	23 ml
0001-0420	4	23 ml



GENERAL SPECIFICATIONS

Recommend Flow Rate:

75-100 mL/min (per channel)

Maximum Flow Rate:

200 ml/min (per channel)

Maximum Channel Pressure:

50 PSI

Wetted Materials:

Systec AF™, FEP, Tefzel, PTFE and Glass-filled PPS

Liquid Connection:

1/4"-28 Female Port

Pressure Drop:

0.0226.kPa/ml/min

Size (L x H x W):

260x110x150 mm (1- and 2-channel)

260x110x290 mm (4-channel)

POWER REQUIREMENTS USING SUPPLIED AC ADAPTER

24 V Power supply included.

Required input to power supply:

110-240 V 50/60 HZ

Wall Sockets: 4 supplied with AC Adapter, Interchangeable: North America, Japan, U.K., Continental Europe, Australia



DEGASi® COMPACT

is a new line of stand alone degassers which combine the cutting edge Systec AF™ technology with a very small footprint at an affordable cost.

“stand alone on-line degasser with the smallest footprint available”

DEGASi® COMPACT is available with 1-6 degassing channels in a housing with only 167 x 56 mm footprint.

This is possible due to the development of a new single stage vacuum pump with a small built in control board and new 285 µl Systec AF™ vacuum chambers.

Closed-loop control with a continuously running vacuum pump gives a very smooth baseline. The speed of the pump

is varied to maintain an exact vacuum level inside the vacuum chambers.

The degasser is equipped with built in error detection functionalities. A bi-color diode on the front panel gives information about the performance.

The extremely low internal volume of 285 µl provides very fast priming and start up. Despite the small size of the unit, it has an expected life time of more than 6 years.

Part Number	Number of Channels	Internal Volume
0004-1285-W	1	285 µl
0004-2285-W	2	285 µl
0004-3285-W	3	285 µl
0004-4285-W	4	285 µl
0004-5285-W	5	285 µl
0004-6285-W	6	285 µl



GENERAL SPECIFICATIONS

Degassing Channel Tubing:

Systec AF™ (0.035" ID)

Maximum Channel Pressure:

70 PSI

Wetted Materials:

Systec AF™, PPS, PEEK, Glass-filled PTFE

Liquid Connection:

1/4"-28 UNF threaded flat-bottom port

Size (L x H x W):

184 x 111 x 59 mm

POWER REQUIREMENTS USING SUPPLIED AC ADAPTER

24 V Power supply included.

Required input to power supply:
110-240 V 50/60 HZ

Wall Sockets: 4 supplied with AC Adapter, Interchangeable: North America, Japan, U.K., Continental Europe, Australia



DEGASi® HIGH FLOW

It doesn't matter if you work with very high flow applications in fields like chemical analyses, biotechnology or sensitive processes on the manufacturing side, DEGASi® HIGH FLOW degasser will meet your expectations.

*"An excellent choice for
high-throughput applications..."*


Working with real high flow rates demands an equipment with ultrahigh degassing efficiency. DEGASi® HIGH FLOW degasser enables efficient degassing of many types of liquids at high flow rates, up to **500 ml/min**.

APPLICATIONS

- Clinical chemistry analyzers
- Dispensing applications
- Dissolution testing
- Process applications
- High-throughput applications
- Ink degassing (water based ink)

The DEGASi® HIGH FLOW is also available as an OEM version. Please contact us for more information.

Part Number	Number of Channels	Internal Volume
HF 500-S	1	60 ml
Stand Alone		
HF 500-A	1	60 ml
OEM version		



GENERAL SPECIFICATIONS

Recommend Flow Rate:

500 ml/min

Maximum Channel Pressure:

14 PSI

Wetted Materials:

Silicone, PVC, Nitrile Rubber

Liquid Connection:

Barb for ID 8 mm tubing

Applicable Solvents:

Deionized water, pure water, neutral buffer

Size (L x H x W):

315x140x95 mm

POWER REQUIREMENTS USING SUPPLIED AC ADAPTER

24 V Power supply included.

Required input to power supply:

110-240 V 50/60 HZ

Wall Sockets: 4 supplied with AC Adapter, Interchangeable: North America, Japan, U.K., Continental Europe, Australia

DEGASSING SPARE PARTS & UPGRADES



We keep an extensive stock in order to support our customers. Supplying spare parts and replacements to a wide range of instruments and brands in the shortest time possible.

We always keep a wide variety of vacuum pumps, degassing chambers, control boards and other accessories on stock in order to simplify replacement and maintenance for our customers.

As an alternative to a repair we can also offer a suitable Degasser from our comprehensive DEGASi line of Stand Alone Degassers.

P/N	Description	Used within
9000-1471	Systec ZHCR Vacuum Pump	DEGASi Classic, GPC, Micro, Semi-Prep
9000-1585	Systec ZHCR Single Stage Vacuum Pump	DEGASi Compact
9000-1920	Systec ZHCR Vacuum Pump with Smart Board	DEGASi PLUS series
9000-1922	Systec ZHCR Vacuum Pump with Smart Board, Prep	DEGASi Prep+
9000-1000	100 µl Systec AF Degassing Chamber	DEGASi Micro and PLUS Micro
9000-1004	480 µl Systec AF Degassing Chamber	DEGASi Classic and PLUS Classic
9000-1184	480 µl Systec AF GPC Degassing Chamber	DEGASi GPC and PLUS GPC
9000-1009	925 µl Systec AF Degassing Chamber	DEGASi Semi-Prep and PLUS Semi-Prep
9000-1810	285 µl Systec AF Degassing Chamber	DEGASi Compact
9000-1985	Systec Prep Degassing Chamber 100 ml/min	DEGASi Prep+
9000-1056	PC-board with LED's	DEGASi Classic, GPC, Micro, Semi-Prep

DEGASSER TUBING KITS

Ready-to-send kits with the tubing in desired lengths and the fittings you need; attached, labeled and packed! We help you choose the best fittings and tubing for every application!

WE HELP YOU EVERY STEP OF THE WAY:

- Wide selection of fittings and tubing
- Filters, tools, tubing markers and accessories
- Labeling with your logo and company details
- Packaging in boxes or plastic bags
- Long experience in this business
- We help you to find solutions for your needs

Alternative fittings for the 1/8" OD tubing



flangeless



super flangeless



one piece
super flangeless

Alternative fittings for the 1/16" OD tubing



flangeless



super flangeless



one piece
super flangeless


Part Number Degasser Tubing Kits For 1/8" OD Tubing (1/4"-28 Threaded Nuts)

0704	Most popular	Tubing, 5 m FEP Tubing 1/8" OD x 1/16" ID
1208		Flangeless Fittings, 10 pcs PPS Nuts + 12 pcs ETFE ferrules 1/8" ID
1408		Superflangeless Fittings, 10 pcs PEEK Nuts + 10 pcs ETFE ferrules 1/8" ID
1608	Most popular	One-piece Superflangeless Fittings, 10 pcs PEEK nuts with integrated PEEK ferrule 1/8" ID

Part Number Degasser Tubing Kits For 1/16" OD Tubing (1/4"-28 Threaded Nuts)

0716		Tubing, 5 m FEP Tubing 1/16" OD x 0.75mm ID
1216		Flangeless Fittings, 10 pcs PEEK Nuts + 12 pcs ETFE ferrules 1/16" ID
1416		Superflangeless Fittings, 10 pcs PEEK Nuts + 10 pcs ETFE ferrules 1/16" ID
1616		One-piece Superflangeless Fittings, 10 pcs PEEK nuts with integrated PEEK ferrule 1/16" ID

SPECIAL TAILORED OEM DEGASSERS



Except for our unique range of DEGASi® Standalone degassers, Biotech offers custom made degassing modules to fit your need. Biotech supplies degassing modules to some of the world's largest instrument manufacturers.

We design according to your requests and needs, continuously developing new models for different applications, always assisting our customers with ideas and solutions along the way.

We have degassers for a wide range of applications such as high flow, low flow and nasty organic solvents.

We
ship most
OEM-Degassers
within 2-3
days

DEGASSING APPLICATIONS

BIOTECHNOLOGY INSTRUMENTATION

Biosensor instrumentation, as well as other scientific and medical instrumentation, often gives the user extremely high sensitivity and performance in the analysis work. It is easy to understand that the results can be completely ruined by a small air bubble.

PROCESS INDUSTRY

In critical processes and manufacturing, the correct flow rate is of high importance. Air bubbles could be detrimental. With proper degassing, optimal results can be secured in the process. We customize degassers for flow rates from microlitres per minute up to cubic metres per hour.

ANALYTICAL INSTRUMENTATION

Get the best performance out of your instrumentation. Wide range of application areas

- Chromatography -HPLC/UHPLC
 - GPC
 - Preparative
 - Flash.

INK PRINTERS

Get a perfect print without blind spots. Improve the printing quality with our long life degassing solutions.



A view of our Swedish headquarters located on the beautiful peninsula Onsala, just south of Gothenburg.

Local Distributor:



Mikrolab Aarhus A/S - Axel Kiers Vej 34 - DK-8270 Højbjerg

Tel: +45 8629 6111 - Fax: +45 8629 6122 - E-mail: ml@mikrolab.dk - www.mikrolab.dk

CVR: DK 83309210 - Nordea Bank Danmark A/S - Account no. 2211 0318301581

IBAN DKK: DK6720000318301581 - IBAN EUR: DK6520005005924393 - SWIFT: NDEADKKK

Biotech is a Global Premium Distributor for IDEX.

Europe:
Biotech AB
Råövägen 300
SE-439 92 Onsala
Sweden
www.biotech.se
Phone: +46 300 56 91 80
Email: info@biotech.se

United States:
Biotech USA LLC
PO Box 18796
Minneapolis, MN 55418
USA
www.biotech.se
Phone: +1 612-703-5718
Email: sales@biotechusa.us

Japan:
BioNik Inc
3397-19 Obuchi
Fuji, Shizuoka, 417-0801
Japan
www.bionikinc.com
Phone: +81 545 38 9125
Email: info@bionikinc.com.jp